



## Zero Electricity Low Height Wave Energy Seawater Pump

Man Djun Lee<sup>a\*</sup>, Ellis Ling Kang Feng<sup>b</sup>, Pui San Lee<sup>b</sup>

<sup>a</sup>Mechanical Engineering Programme, School of Engineering and Technology, University College of Technology Sarawak, Malaysia

<sup>b</sup>School of Engineering and Technology, University College of Technology Sarawak, Malaysia

\*Corresponding author: man.djun@ucts.edu.my

### Abstract

This study aims to design and develop a seawater pump powered by low height sea wave at near shore region for delivering high pressure saline water to on shore region which is in line with the global renewable energy quest. Malaysia is blessed with the geographic location of surrounded by sea which enable this technology to be utilized. The challenge in utilizing such technology is due to the nature of the sea wave surrounding Malaysia that is classified as low height sea wave which increase the difficulty in utilizing such technology in neither electricity generation nor sea water delivery. On top of that, there is limited study available in this area especially low wave height. The prototype is designed based on point absorber concept with piston type pump configuration for water delivery. The prototype is then tested at the Mukah Beach with average recorded wave height of less than 1m. Findings demonstrated that a single prototype pump can deliver maximum pressure head of 10m with maximum flow of 1.2 Litre per minute (LPM). For three pumps connected in series, the maximum pressure head can reach up to 25m pressure head with maximum flow rate of 1.5LPM. Similarly, when connected in parallel, the system capable to deliver up to 14m of pressure head and 3LPM of flow rate. It is highly recommended for future study the prototype to be pair together with more similar pumps in series or parallel configurations to form a system of pumps to create higher flow and higher head for more application. This study concludes that the designed and developed prototype is useful for delivering saline water for various application such as seawater desalination or electricity generation in near shore area.

**Keywords:** Piston pump; renewable energy; point absorber; low height sea wave

### Introduction

Wave energy is a promising source of renewable energy to meet rapid growing demand for energy (Pecher, 2017). Recently, many types of ocean power converters have been developed. However, most prototype were specifically designed for local sea where it was planned for (Joe, Roh, Cho, & Yu, 2017). This indicates that most suitable technology to extract energy is not defined yet. Even though wave energy technologies are in its infancy, this industry is getting more attention due to factors such as highest energy density among other renewable energy sources, less negative impact to the environment, and predictable (Yurchenko & Alevras, 2018). Being surrounded by sea granted Malaysia access to such renewable energy. This study intends to explore and extract energy from sea wave to pump sea water to shore for various purposes such as desalination or power generation or both.

This study focused on the design and development pump driven by wave energy to deliver water from sea source to shore without electricity. In this aspect, the following are the research questions to be addressed in this work:

1. What is the design suitable to capture energy from sea wave to deliver sea water to shore?
2. What is the performance of the proposed design?

This is a fundamental research in ocean engineering domain. Through experiment and model development the outcome of this study would contribute to add knowledge in the current domain of ocean engineering. The outcome of this study can be applied seawater desalination and power generation.

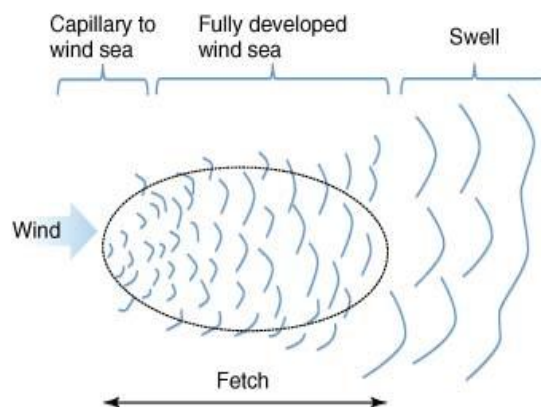
### Literature review

Waves are created by wind, gravitational pull of the sun and moon on earth (Rodrigues, 2008). Waves move in a circular motion due to energy passing through water. Waves formed are categorised as energy as it transmits energy but not water. They do have high potential to travel across entire ocean basin. Waves formed are cause by the friction between the wind and water surface. When the wind blow across the surface of water, it will create a wave crest. Wave scale can cause by the weather, once the storm coming, it causes storm surge and a continues long waves will created far from shore in deeper water and become even stronger when near to the land. It also can be caused by underwater disturbances such as earthquakes, landslides, or volcanic eruptions under the deep sea. Typical ocean waves classifications based on period band, generating forces and restoring forces are summarized in Table 1.

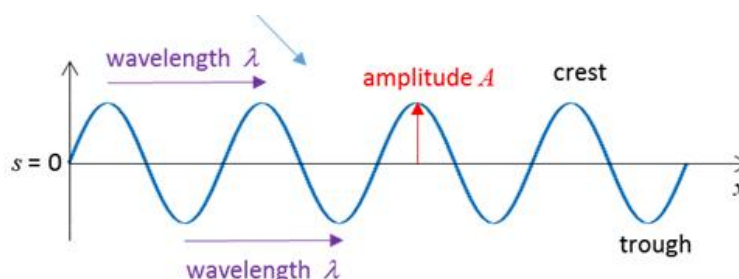
**Table 1:** Ocean wave classification (Hong et al., 2014)

<b>Classification (Waves)</b>	<b>Period Band (S)</b>	<b>Generating Forces</b>	<b>Restoring Forces</b>
Capillary	<0.1	Wind	Surface tension
Ultra-gravity	-1	Wind	Surface tension and gravity
Gravity	1 - 20	Wind	Gravity
Infra-gravity	20 - 300	Wind and atmospheric pressure gradients	Gravity
Long-period	300 - 43200	Atmospheric pressure Gradients and earthquake	Gravity
Ordinary Tidal	43200 - 518400	Gravitational attraction	Gravity and Coriolis force
Trans-tidal	>518400	Storms and gravitational attraction	Gravity and Coriolis force

The most commonly available waves are wind sea and swell (Figure 1). As the wavelength is excess 1.5m with the wave period more than 1s, the surface tension will be negligible, and gravity remains the sole restoring mechanism. In this case the wave is named as gravity wave. It has the wave period about 1s and up to maximum wave period to 25s with the wavelength about 1.5m to 900m. The direct effect of the local wind causing a large number of elements with various wave period, propagations, direction and phases will be generated. One of the waves produced with an irregular wave pattern is named as Wind Sea. Wind Sea have wavelength of 150m to 22m with a wave period approximately 10s to 12s. There is another wave formed which called Swells. Swells is formed when waves propagate over a depth (infinite depth) that is larger than wavelength, shorter wave travel slower than the faster one, and they distribute each other. Swells have wavelength 260m with period 13s and up to maximum about 900m with the period time 24s (Illesinghe, Manasseh, Dargaville, & Ooi, 2017). The wave will continue the motion of up and down, this mean the movement of energy (kinetic energy) had been transferred to the water particles. When the water particle moves further from their original position which is move up towards to the crest or down to the trough, this will show the kinetic energy of water particle started to convert into potential energy, the motion of water particles was named as wave oscillation (Figure 2).



**Figure 1** Wind sea and swell propagation mechanism (Illesinghe et al., 2017)



**Figure 2** Wave motion (Leijon et al., 2006)

The maximum disturbance of a wave from mid-point between the crest and trough is named as amplitude  $A$ , the maximum point of a wave is called crest and the minimum point in a wave is named as trough. The energy carried by wave is proportional to the square of the wave amplitude. The kinetic energy can be determined by Equation (1).

$$\text{Wave Kintetic Eneregy, } E = \frac{\rho g A^2}{2} \tag{1}$$

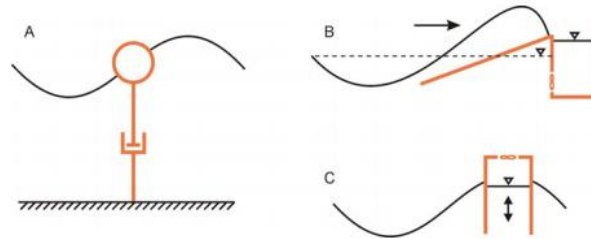
Where:

$\rho$  = density of water,

$g$  = gravitational acceleration

$A$ = the amplitude of the wave.

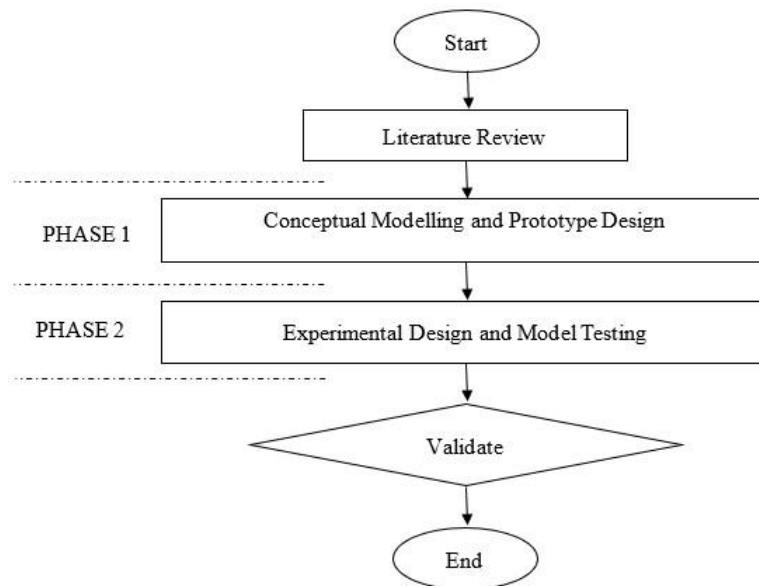
Many concepts are available to convert wave motion to mechanical or electrical energy. The concepts are illustrated in Figure 3. These are: Wave activated bodies (A), overtopping devices (B) and oscillating water columns (C) (Drew, Plummer, & Sahinkaya, 2009). Wave activated body is the concept where the movement of the wave is translated to the movement of the device. A noteworthy subcategory of wave activated bodies are point absorbers. The main advantage of point absorbers is that they are relatively small in the size and require less space on the ocean surface area. Overtopping devices contain of a ramp or a channel that drives the incoming sea water to rise up and overflow into a reservoir. Since the height of the reservoir water surface has been elevated relative to the ocean surface, the kinetic energy of the sea waves is mostly converted to potential energy. This design is similar to the hydro power plants where the water is discharge back into the sea through a turbine. Oscillating water columns (OWCs), have an oscillating pillar of water that pumps air through a turbine. This motion of the water pillar is achieved by taking a pipe and placing it partly submerged in the sea. The waves that roll against the pipe will make the internal water surface oscillate. This oscillation is normally used to pump air which drives a turbine.



**Figure 3** General concepts of capturing wave energy (Lee, Ngu, & Shin, 2019)

**Methodology**

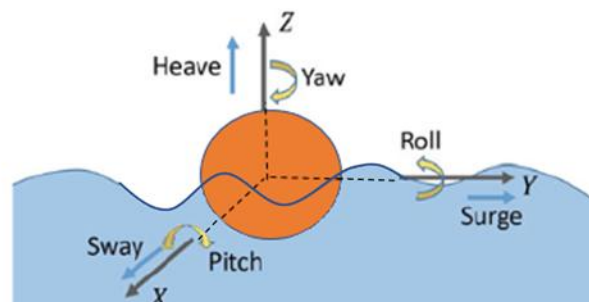
The methodology for this study is shown in Figure 4.



**Figure 4** Research methodology

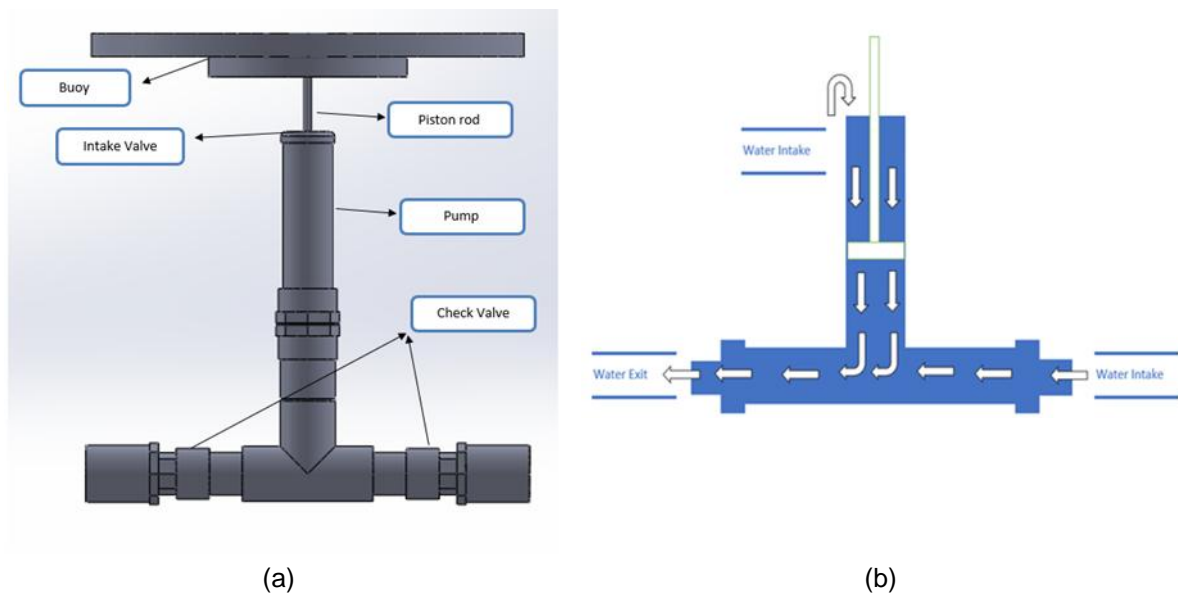
This study started with literature review on the existing wave energy convertor concepts and water pump technologies. A small-scale model is developed based on suitable concept. The prototype is then being tested at Mukah Beach situated in Sarawak for near shore application. The testing period is between March to September where average wave height is less than 1m to fit the definition of low height sea waves (Lee et al., 2019). The data collected are analyzed and validated statistically.

Based on findings from literature review, point absorber type concept is suitable as most of other the wave energy extraction concepts required structural support, bulky, require large area and funding to start off. The degree of freedom of sea waves are also main concern for this study. The typical degree of freedom of a body interacting with waves is shown in Figure 5.



**Figure 5** Degree of freedom of a body interacting with waves (Lee et al., 2019)

The point absorber concept utilizes the heave motion of waves and the motion is similar to pumping action of typical hand pump. The conceptual model is shown in Figure 6 along with the fluid flow direction of the concept model.



**Figure 6** (a) Conceptual design of wave pump, (b) Flow directions of the conceptual design

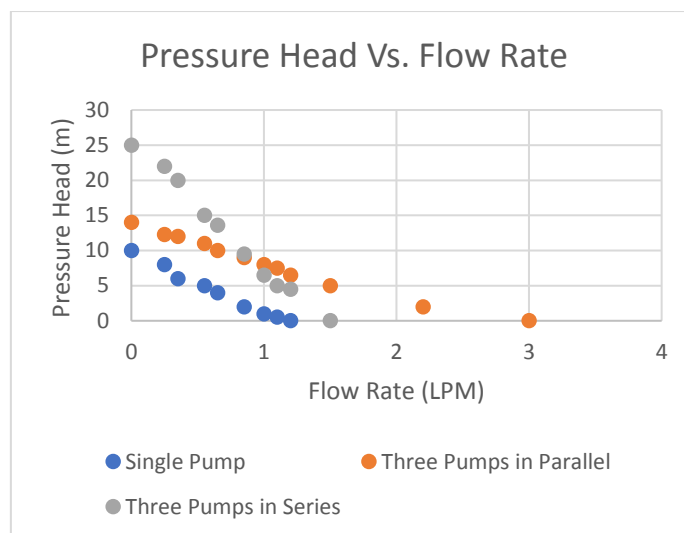
The design has two intake valves to collect water which allow the pump system to collect the water more quickly and efficiently, and there is only one output valve is to compress the fluid to improve the delivery pressure head. After careful selection of the materials, the prototype is developed and shown in Figure 7.



**Figure 7** (a) Pumps connected in parallel, (b) Pumps connected in series

### Results and discussion

The prototype was tested in Mukah Beach, Sarawak, between March to September 2019 as this is the time where wave height would be the lowest and not influence by extreme wave climates due to monsoon season. The average wave height recorded is about 0.5m and period of 4s. The pump performance curve is shown in Figure 8.

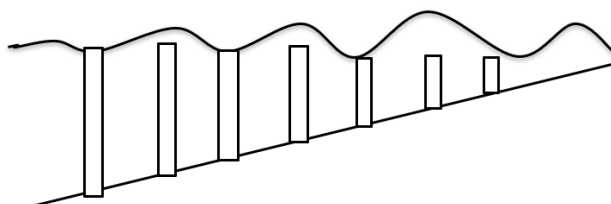


**Figure 8** Zero electricity sea water pump curve

Results from Figure 8 show that the single pump is capable to deliver maximum of 10m pressure head and up to 1.2LPM of seawater. Meanwhile, for three identical pumps connected in parallel, the maximum recorded pressure head is about 14m and 3LPM of maximum flow. On the contrary, for three identical pumps connected in series, the maximum recorded pressure head is about 25m, and 1.5LPM of flowrate. The findings indicate that tapping energy from low height sea wave to drive a piston pump for delivering water to on shore is possible. The point absorber mechanism is significant to allow energy extraction even at low height wave condition. The performance of this design depends on heave motion of the sea wave (Figure 5). In that aspect, the sea wave amplitude will determine the pressure and flow output per cycle of wave. The design also depends on the wave period. In that sense, the shorter the wave period, the faster the cycle of wave will generate more output per minute. Hence, this design is more suitable for near shore applications as wave period for offshore sea wave is much higher than near shore sea waves. However, the piston size and prototype height can be customized depends on the depth of seawater as shown in Figure 9.

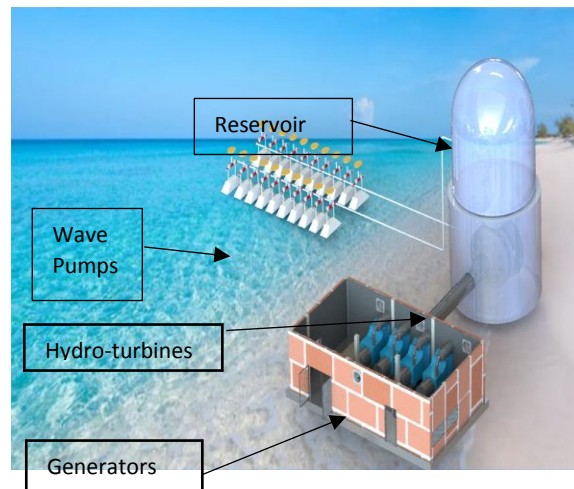
The outcome of this study is useful for the development of remote locations and islands that does not have access to power grid. The design is suitable to deliver water to a reservoir that can be used for hydro power generation. The conceptual model for a small-scale power plant is shown in Figure 10. The main advantage of such system would be easy to install and commission as there is no heavy structural design needed or trenches needed to divert water to the reservoir. The pump system is capable of delivering water to the reservoir. The reservoir needed could be just a plastic tank that can paired with micro hydro turbine for efficient hydroelectric generation. As hydro turbines are well established and the efficiency is very high (>80%), by applying the concept from this study, more stable energy generation could be harnessed from wave energy.

Apart from that, the seawater stored in reservoir from the wave power plant could be treated to prolong the lifespan of hydroturbines and being transfer to desalination plant for water treatment. This conceptual wave power plant would be useful for solving energy and water problem.



**Figure 9** Height of prototype and depth of water





**Figure 10** Conceptual wave power plant

### Conclusion

In this study, a prototype for utilizing sea waves as energy source to drive piston pump mechanism is developed. This design utilized point absorber type mechanism to capture the heave motion of sea waves. This type of mechanism is useful for small scale prototyping as no structural support is needed and it is relatively low cost to be built as compared to other means. The sea state of Malaysia coast line is relatively calm compared to other regions around the world. In that aspect, the height of sea waves around Malaysia coastline are classified as low height sea waves which theoretically contains lower wave energy. However, findings of this study indicated that energy extraction to drive a piston pump mechanism is possible with pressure head of 25m for three identical pumps connected in series. A maximum of 3LPM flowrate is also being recorded by three pumps connected in parallel. All in all, the main aim of this study is achieved. The outcome of this study is suitable to be used in near shore application as its core performance depends on wave height and wave period. The future direction would be to optimize the current design for more flowrate and pressure. Another direction for future study is to make a hydroelectric generation system which comprised of large number of such pumps.

### Acknowledgement

Authors acknowledged the financial support received from University College of Technology Sarawak, Malaysia under university internal grant scheme (UCTS/research/4/2018/15). Authors are also pleased to offer special thanks to staffs of School of Engineering for their support.

### References

- Drew, B., Plummer, A.R., Sahinkaya, M.N. (2009). A review of wave energy converter technology. *Proceedings of the Institution of Mechanical Engineers, Part A: Journal of Power and Energy*, 223(8), 887–902.
- Hong, Y., Waters, R., Boström, C., Eriksson, M., Engström, J., & Leijon, M. (2014). Review on electrical control strategies for wave energy converting systems. *Renewable and Sustainable Energy Reviews*, 31, 329–342.
- Illesinghe, S. J., Manasseh, R., Dargaville, R., & Ooi, A. (2017). Idealized design parameters of Wave Energy Converters in a range of ocean wave climates. *International Journal of Marine Energy*, 19, 55–69.
- Joe, H., Roh, H., Cho, H., & Yu, S. C. (2017). Development of a flap-type mooring-less wave energy harvesting system for sensor buoy. *Energy*, 133, 851–863.
- Lee, M. D., Ngu, H. J., & Shin, D. T. Y. (2019). Energy Extraction from Low Height Sea Wave in Sarawak near Shore Region. *Open Journal of Optimization*, 8(1), 47–58.
- Leijon, M., Danielsson, O., Eriksson, M., Thorburn, K., Bernhoff, H., Isberg, J., Sundberg, J., Ivanova,

- I., Sjöstedt, E., Ågren, O. and Karlsson, K.E. (2006). An electrical approach to wave energy conversion. *Renewable Energy*, 31(9), 1309–1319.
- Pecher, A. (2017). *Handbook of Ocean Wave Energy* (Vol. 7).
- Rodrigues, L. (2008). Wave power conversion systems for electrical energy production. *Nova University of Lisbon*, 1(6), 2–3.
- Yurchenko, D., & Alevras, P. (2018). Parametric pendulum based wave energy converter. *Mechanical Systems and Signal Processing*, 99, 504–515.