



**UTM**  
UNIVERSITI TEKNOLOGI MALAYSIA

# Online Teaching via FB Live

PROF DR NOR HANIZA SARMIN  
DEPARTMENT OF MATHEMATICAL SCIENCES, FACULTY OF SCIENCE  
UNIVERSITI TEKNOLOGI MALAYSIA  
nhs@utm.my



[www.utm.my](http://www.utm.my)

innovative • entrepreneurial • global



univteknologimalaysia



utm\_my



utmofficial

# Background of the Class

- Course: 1 SSCE (Mathematics)
- Session/Semester : 2019/2020-II
- Code (Name): SSCM1523 (Linear Algebra)
- Section: 02
- Total no of Students: 55



# Why Facebook Live?

- Can accommodate a much slower internet connections for the students, compared to Zoom, Webex or Big Blue Button
- Can save Facebook Live video
- Comments from the students can come along the way of Facebook Live

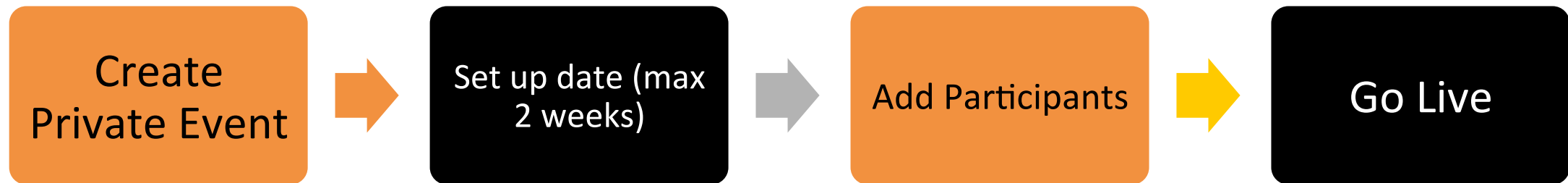
# How to Create a Private Facebook Event?

**To create a private Facebook event on your computer:**

1. From your News Feed, click **Events** in the left menu.
2. Click + **Create Event** on the left side.
3. Click **Create Private Event**. Only invited guests will see your **event**. ...
4. Fill in the **event** name, location, date, time and description.
5. Click **Create**.



# How to Create a Facebook Live Session?




\*from Facebook, choose Event

\*last day = last date of final class

\*either using their email/ facebook profile

# Before Facebook Live


- Prepare the QR code for attendance (from the MyUTM website)





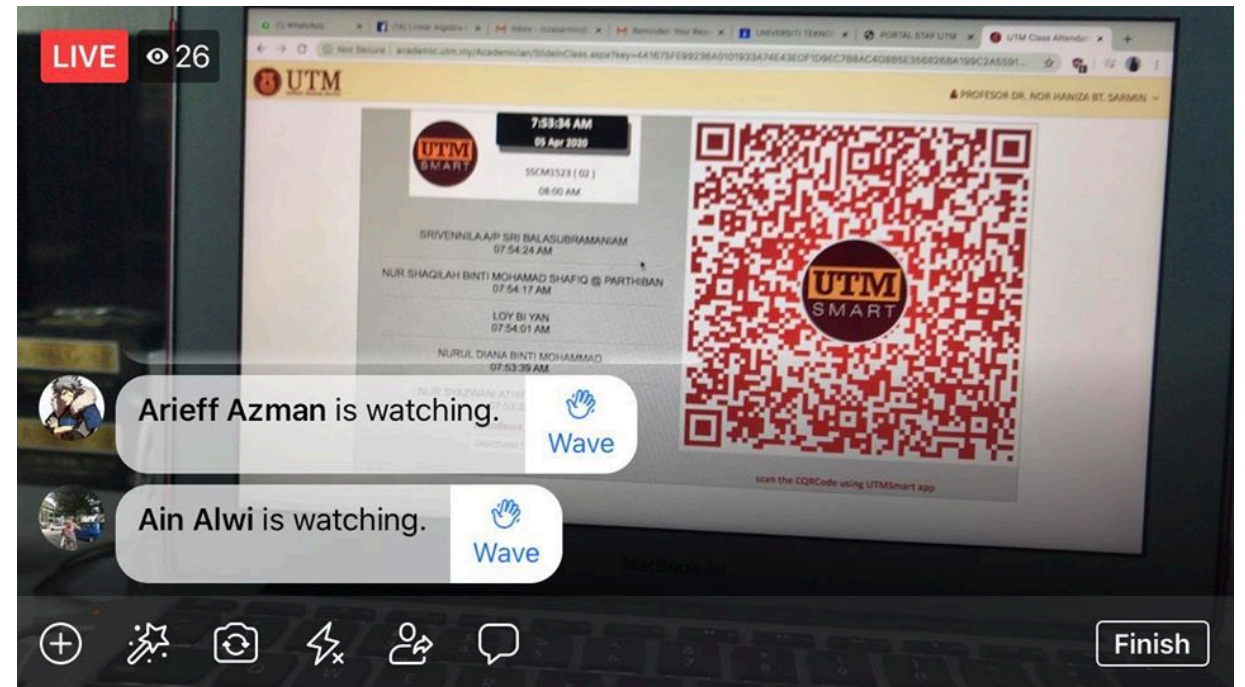
# Before Facebook Live

- Go to the Private Event created then post status Live



# During Facebook Live

- Take attendance – using QR code





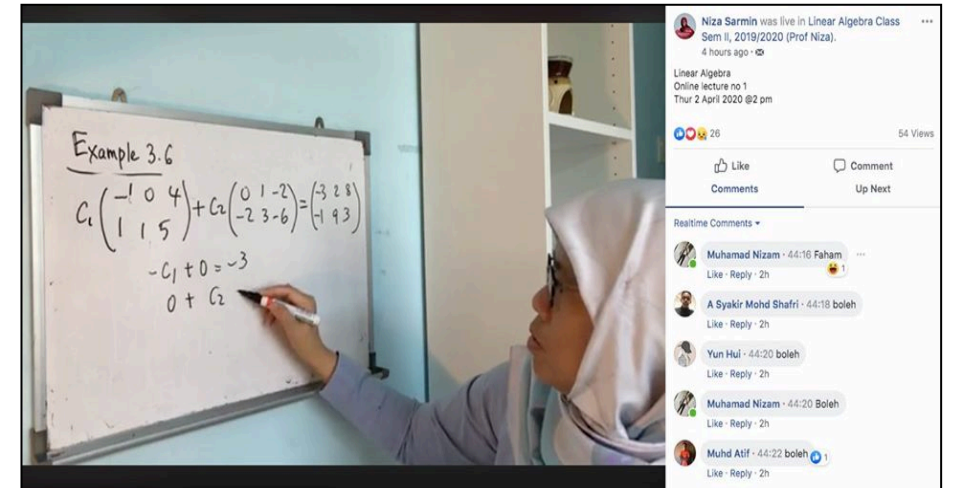
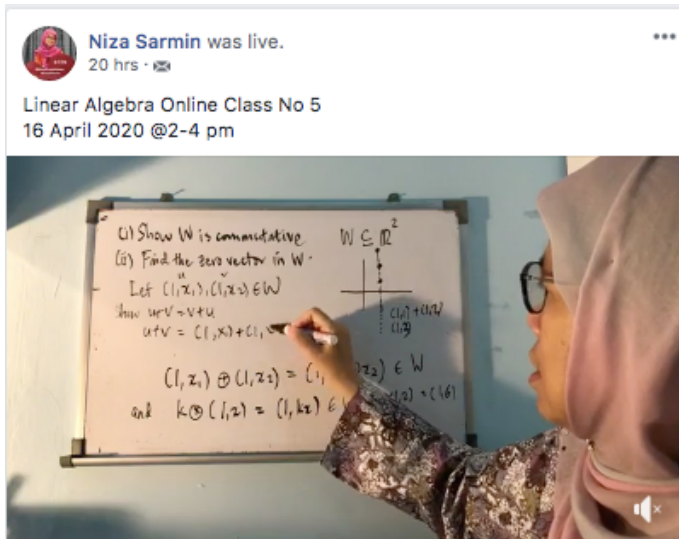
# During Facebook Live

- Set up the phone using tripod and adjust



# During Facebook Live

- Teach as usual by using a whiteboard



# During Facebook Live


- Check and read students' comments throughout the FB Live session





# During Facebook Live

- Interact and do active learning via online





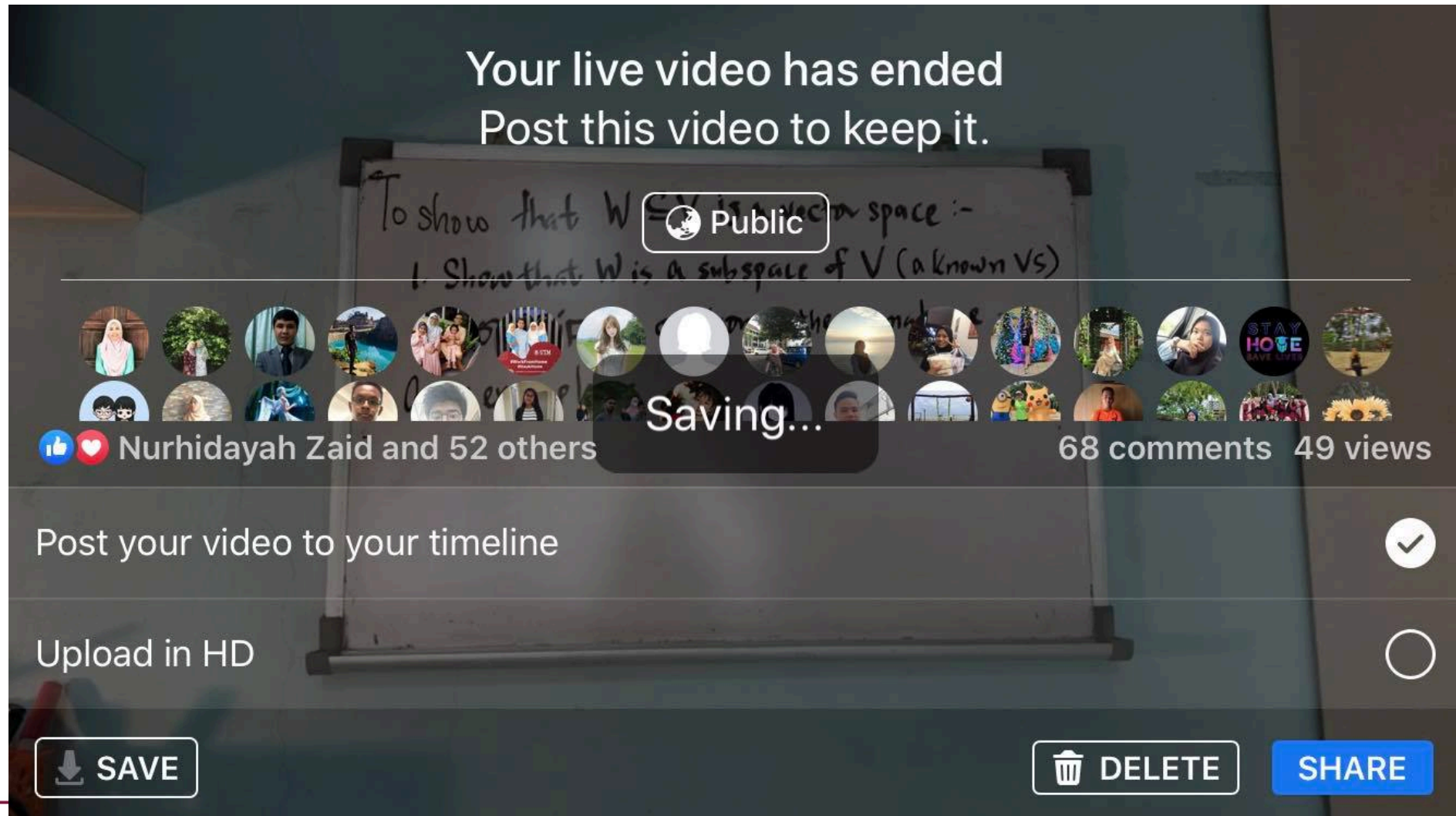
# During Facebook Live

- Give exercises and assignments to the students – to make sure they can understand the chapter



# After Facebook Live

- Save the Facebook Live as Video and then Share to the Event Page




# How to Save Facebook Live?

Right click and go show video URL. Copy the URL and open a new tab.



Paste that URL into the new tab. Then, make it a mobile video feed by deleting “www” and replacing it with “m” instead.



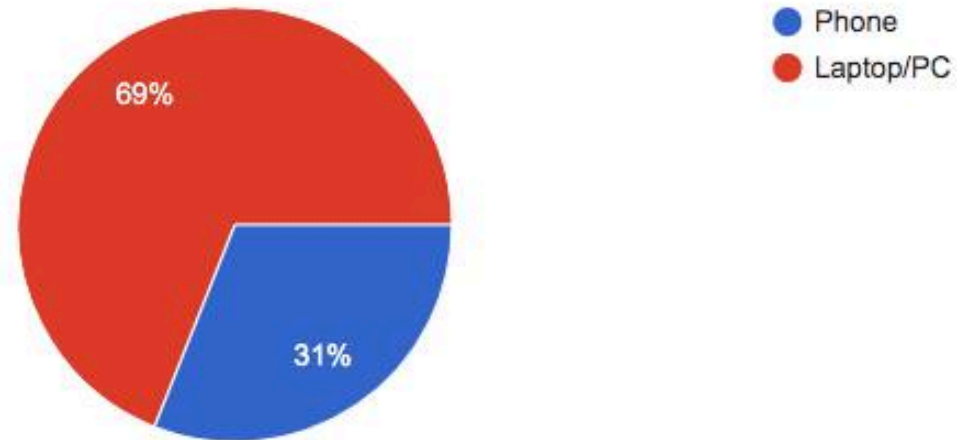
Play the video. Then, right-click and click the option to download video.

\* The video can be saved in an external disk, then later be uploaded in Youtube or e-learning site

# Survey Conducted after the FB Live Class

Do you use phone or laptop/PC during the online class?

58 responses





# Survey Conducted after the FB Live Class

What do you think about the online learning?

57 responses

So far so good

Have better understand compare to reading textbook by myself

Brilliant and effective

i have no problem with online learning, its good as well

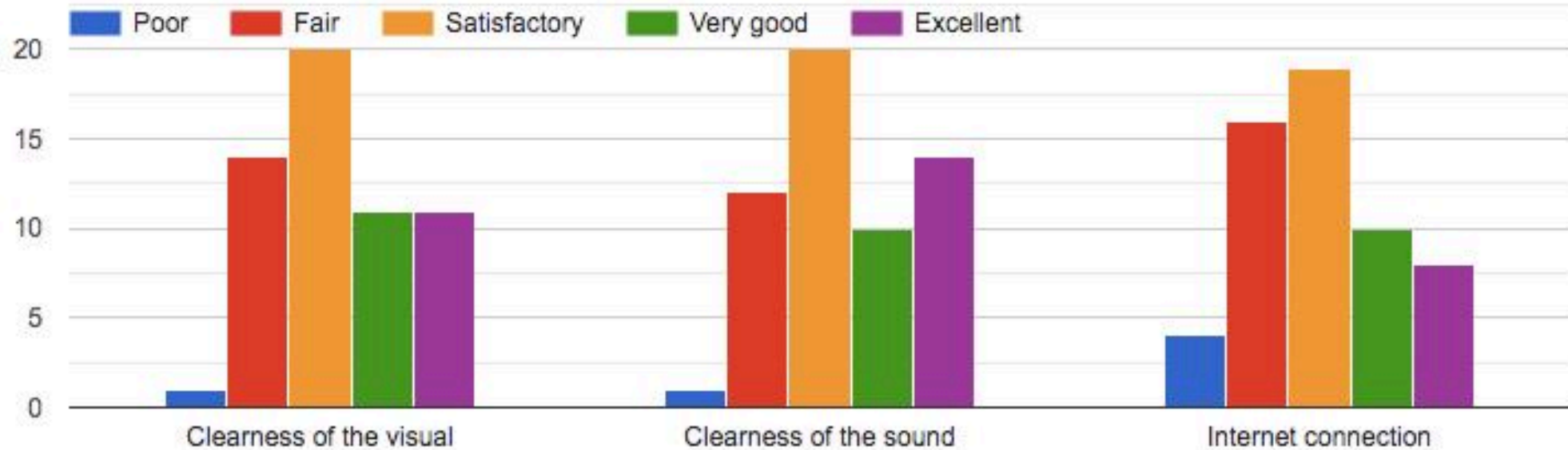
It is okay to be conducted but unstable line to access internet and difficulty to ask questions make students difficult to learn

for this subject, i think it is okay

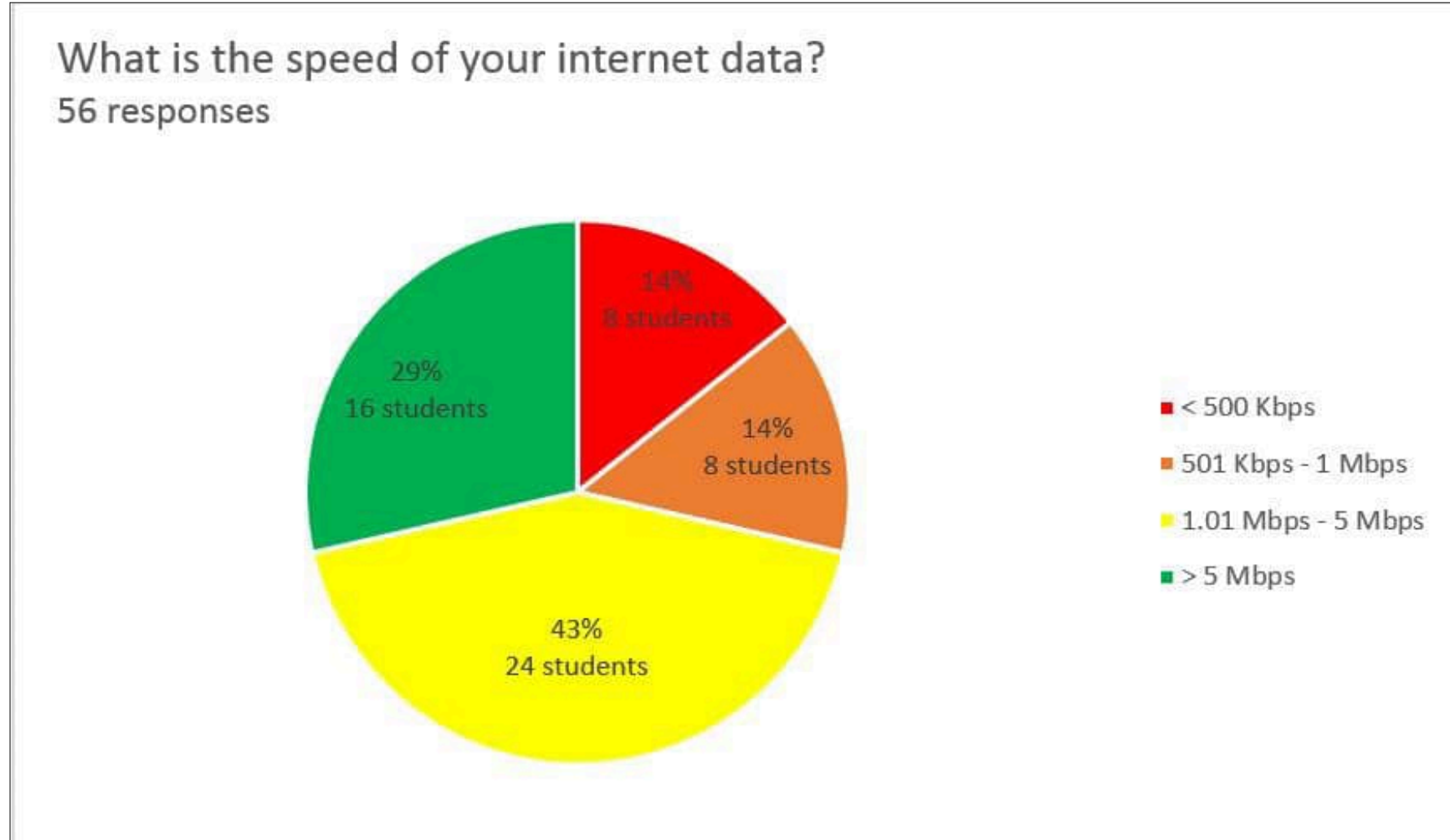
It's okay but i love face to face class more and i more understand during face to face class

# Survey Conducted after the FB Live Class

Please provide information for the questions.



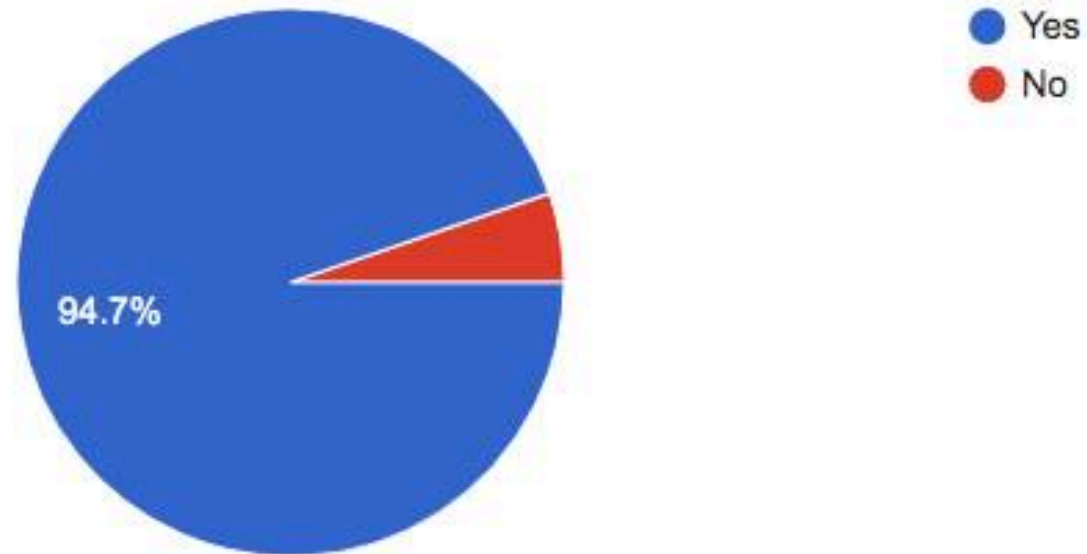
# Survey Conducted after the FB Live Class



# Survey Conducted after the FB Live Class

Do you think the method of online class (FB Live) is suitable to be conducted?

57 responses





# Survey Conducted after the FB Live Class

Give a comment for your answer above.

57 responses

Facebook live can be conducted because i have a good internet connection and i am using my laptop to attend the online class

FB LIVE HAVE BETTER SERVER COMPARED TO ZOOM. ZOOM HAVE BAD SERVER WHICH WILL MAKE THE STREAMING BLURRY

I give yes because the time for today class is suitable for my data quota and phone battery. The live can set full screen to see much more clearer.

Walaupun line internet sy agak lambat tetapi guna fb live tak tersekat- sekat

Can understand what professor taught by using fblive

We can have a clear vision of teaching and the usage of line of fb live is low

Because I prefer if Prof record some video for us to watch and learn about it.

Facebook live is better than using zoom apps and big blue button in the MyUtm

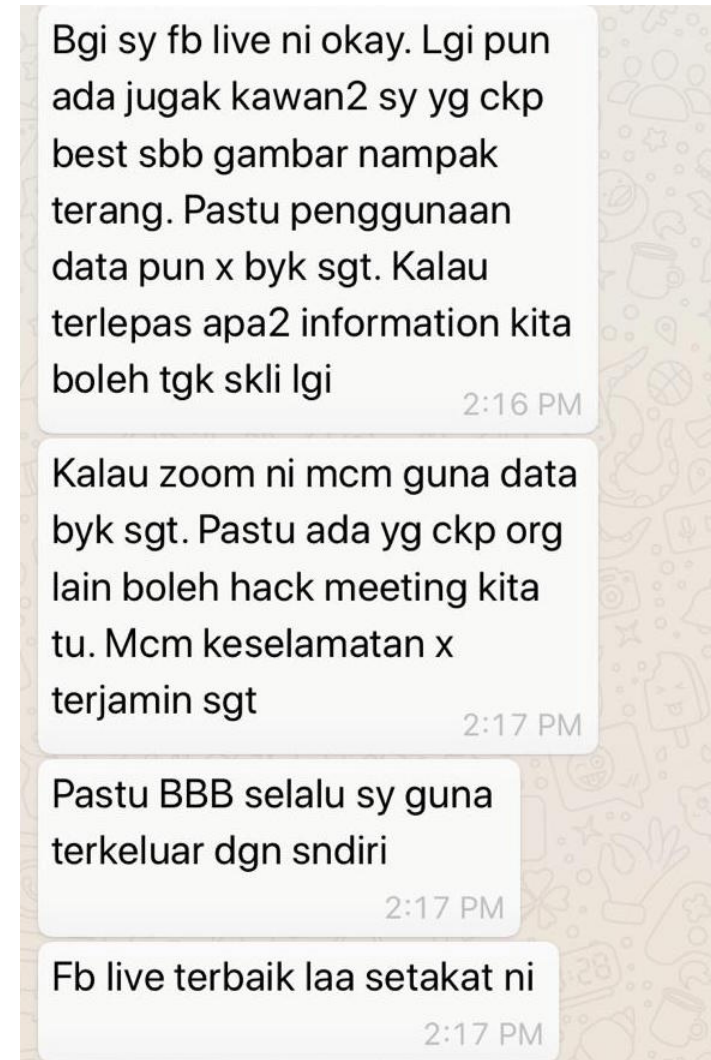
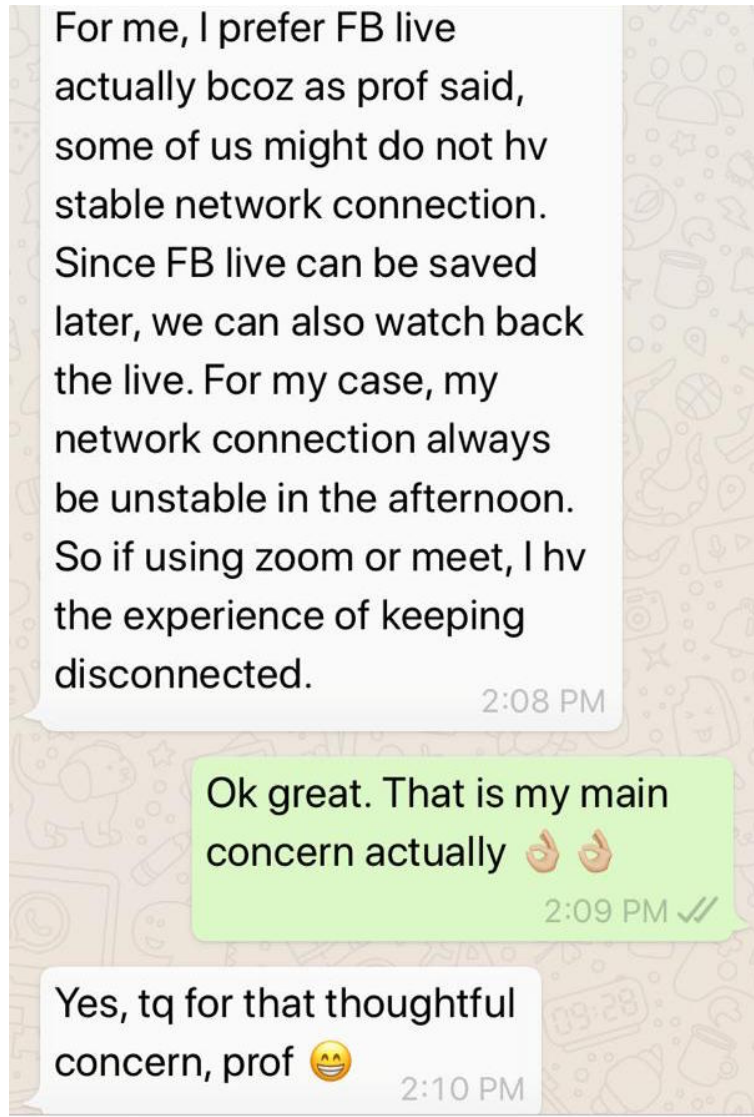
# Advantages of Facebook Live

- It can accommodate weak internet connection compared to Zoom, Webex, Big Blue Button etc.
- The event can be used even before the date of the start of event (assigned 2 weeks before the final class).
- The video can be saved and the students can watch it again and again in the Event Page.
- The event will automatically be removed after the last date of event.

# Disadvantages of Facebook Live

- Facebook Live cannot share screen like in Zoom or Webex etc.
- No communication with the student verbally. Students can only comment by typing.
- There is a (few seconds) lag in the video with the actual recording
- Can only attach PDF, Powerpoint or other notes in the event.

# Some Testimonials from the Students





univteknologimalaysia



utm\_my



utmofficial

Thank You

[www.utm.my](http://www.utm.my)

innovative • entrepreneurial • global